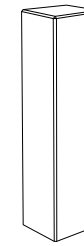


**CARACTERISTICAS / FEATURES**

**Material** hormigón petra 2  
**Acabado** decapado e hidrofugado  
**Dimensiones** l. 27, a. 29, h. 70 cm.  
**Color** ver carta de colores  
**Fijación** simplemente apoyado o mediante varillas metálicas  
**Peso** 68 Kg  
**Palet** 120 x 100 x 85 cm [ 20 limites ]  
**Peso palet** 85 Kg

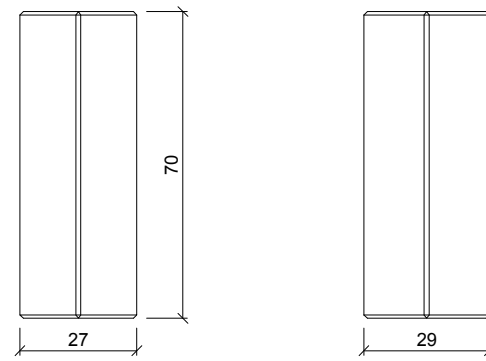
**Material** precast concrete petra 2  
**Finish** scaled and waterproofed  
**Dimensions** l. 27, a. 29, h. 70 cm.  
**Colour** see colour catalogue  
**Fixing** resting on the ground & or anchored with metal rod  
**Weight** 68 Kg  
**Pallet** 120 x 100 x 85cm [20 bollards]  
**Weight pallet** 85 Kg

diseñador / design: Xavier Brucet



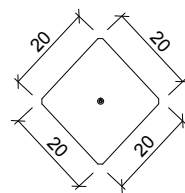
LIMITE URSUS I70

**GEOMETRIA / GEOMETRY**



ALZADO


PERFIL



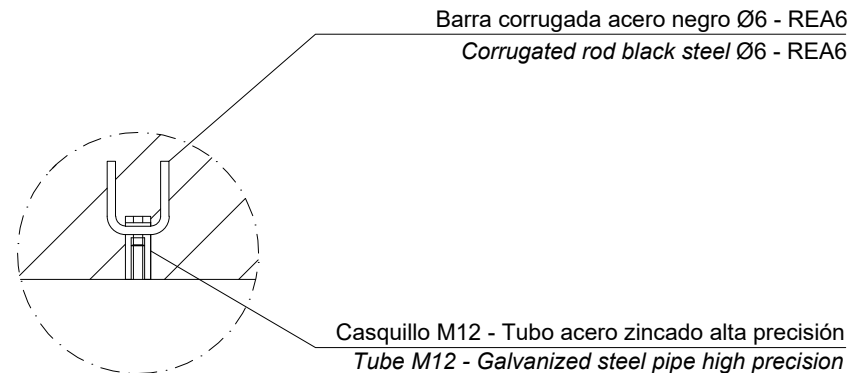
PLANTA



**ESPECIFICACIONES / SPECIFICATIONS**

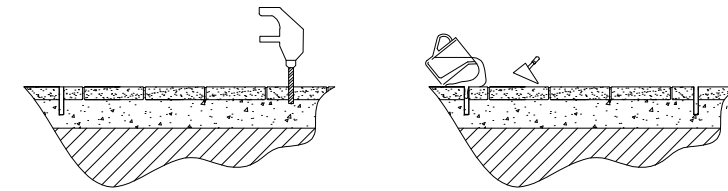


SECTION

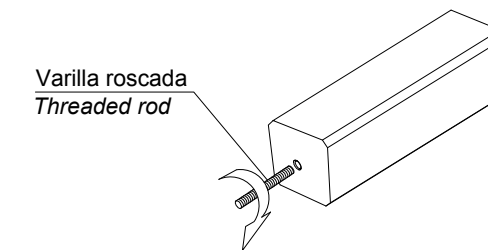


**MANIPULACIÓN E INSTALACIÓN / HANDLING AND INSTALLATION**

- 1 Perforar agujero y verter resina epoxy dentro  
 Drill hole and pour resin epoxy inside hole



- 2 Posicionar la varilla roscada en el agujero central y apretar  
 Place the threaded rod into the center hole and tighten



- 3 Insertar varilla roscada en agujero con resina epoxy  
 Insert metal threaded rod in hole with epoxy resin

elevación / hoisting  
 P= 68 Kg

