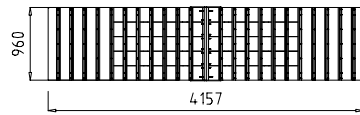
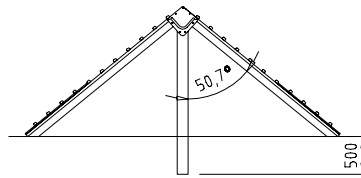
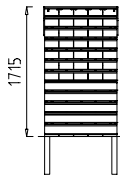


DA501

EMPALIZADA
FENCE
PALISSADE

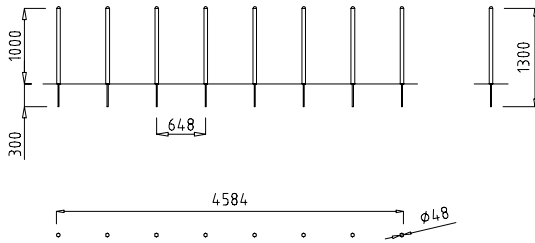


E: 1/100




DA502

SLALOM


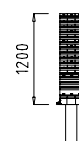
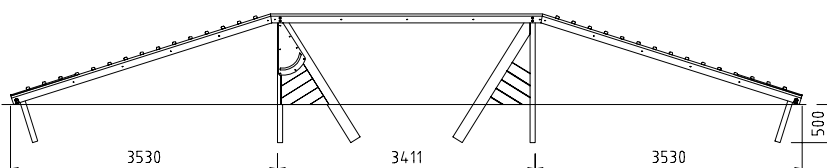


E: 1/100



DA500

PASARELA
WALKWAY
PASSERELLE



E: 1/100

DA503 DA513

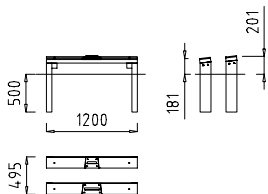
SALTO DE LONGITUD

LONG JUMP

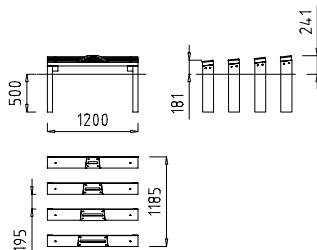
SAUT EN LONGUEUR

DA503: Salto de longitud de 2 / Long jump 2 / Saut en longueur de 2.

DA513: Salto de longitud de 4 / Long jump 4 / Saut en longueur de 4.



DA503 | E: 1/100



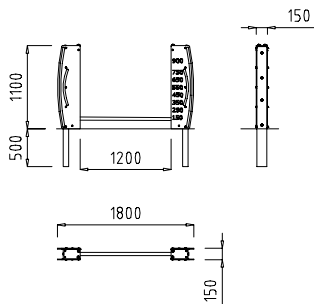
DA513 | E: 1/100

DA504

SALTO DE ALTURA

HIGH JUMP

SAUT EN HAUTEUR



E: 1/100

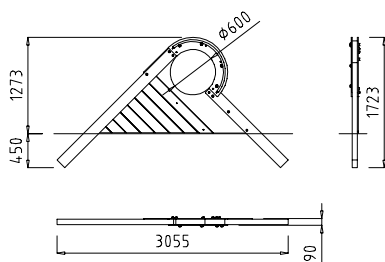


DA507

RUEDA

WHEEL

ROUE

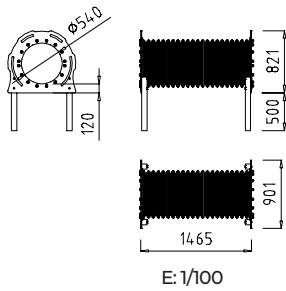


E: 1/100



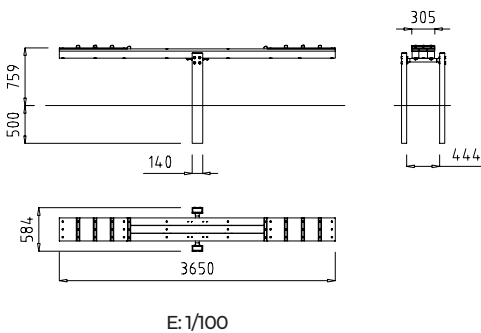
DA506

TÚNEL
TUNNEL
TUNNEL



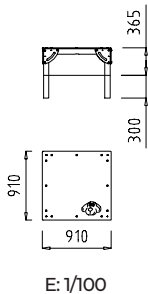
DA505

BALANCÍN
SEESAW
BALANCIER



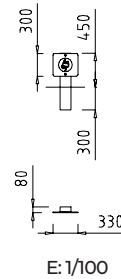
DA510

MESA
TABLE
TABLE



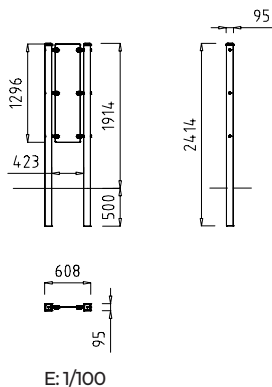
MI019

CARTEL INDIVIDUAL
SINGLE SIGN
AFFICHE INDIVIDUEL



MI018

PANEL INDICATIVO
INFORMATION PANEL
PANNEAU INDICATEUF.



DA515

PARKING CAN

